


Multi Wall TZ R32 GAS




NEW Outdoor unit Multi Wall TZ • R32 GAS			3,2~6,0kW	3,2~7,7kW	4,5~9,5kW
Unit			CU-2TZ41TBE	CU-2TZ50TBE	CU-3TZ52TBE
Cooling capacity	Nominal (Min - Max)	kW	4,10 [1,50 - 4,70]	5,00 [1,50 - 5,40]	5,20 [1,80 - 6,60]
SEER ¹⁾		W/W	7,10 A++	7,00 A++	7,60 A++
Pdesign (cooling)		kW	4,10	5,00	5,20
Annual energy consumption ²⁾		kWh/a	202	250	239
Heating capacity	Nominal (Min - Max)	kW	4,40 [1,10 - 6,30]	5,70 [1,10 - 6,40]	6,80 [1,60 - 7,50]
Heating capacity at -7°C		kW	—	—	—
SCOP ¹⁾		W/W	4,30 A+	4,20 A+	4,20 A+
Pdesign at -10°C		kW	3,50	4,50	5,00
Annual energy consumption ²⁾		kWh/a	1139	1500	1667
Current	Cool / Heat	A	4,60/4,60	6,00/6,00	5,30/7,30
Power source		V	230	230	230
Sound pressure ³⁾	Cool / Heat (Hi)	dB(A)	48/50	50/52	48/48
Dimension ⁴⁾ / Net weight	H x W x D	mm / kg	542 x 780 x 289 / 35	542 x 780 x 289 / 35	795 x 875 x 320 / 71
Piping connections	Liquid / Gas pipe	Inch (mm)	1/4 {6,35} / 3/8 {9,52}	1/4 {6,35} / 3/8 {9,52}	1/4 {6,35} / 3/8 {9,52}
Pipe length range total / to one unit		m	6 ~ 30 / 3 ~ 20	6 ~ 30 / 3 ~ 20	6 ~ 50 / 3 ~ 25
Elevation difference (in/out)		m	10	10	15
Pipe length for additional gas / Additional gas amount		m	20 / 15	20 / 15	30 / 20
Refrigerant (R32)		kg/TCO ₂ Eq.	0,9/0,6075	0,9/0,6075	2,1/1,4175
Operating range	Cool / Heat Min ~ Max	°C	-10 ~ +46 / -15 ~ +24	-10 ~ +46 / -15 ~ +24	-10 ~ +46 / -15 ~ +24

1) Energy Label Scale from A+++ to D. 2) The annual energy consumption is calculated in accordance to EU/626/2011. 3) The sound pressure of the units shows the value measured of a position 1m in front of the main body and 0,8m below the unit. The sound pressure is measured in accordance with Eurovent 6/C/006-97 specification. 4) Add 70 or 95mm for piping port. Minimum quantity of connection: 2 indoor units.

Each outdoor unit has a limit to the number of connecting indoor units, depending on capacity and the number of ports (rooms). To work out the correct combination, add the capacity index (kW) of each indoor unit you want to connect. The correct outdoor unit is the one that fits the total indoor capacity index within (and including) the minimum and maximum range. If there are several outdoor options to choose from, select higher or lower capacity outdoor depending on the simultaneous use you plan for your project.

Possible outdoor / indoor units combinations • R32 GAS

Wall Mounted TZ Compact Style



Indoor unit capacity index	16 [1,6kW]	20 [2,0kW]	25 [2,5kW]	35 [3,5kW]	42 [4,2kW]	50 [5,0kW]
CU-2TZ41TBE // 2 Rooms // 3,2 ~ 6,0kW	✓	✓	✓	✓		
CU-2TZ50TBE // 2 Rooms // 3,2 ~ 7,7kW	✓	✓	✓	✓	✓	✓
CU-3TZ52TBE // 3 Rooms // 4,5 ~ 9,5kW	✓	✓	✓	✓	✓	✓



Wall Mounted TZ Compact Style	Indoor unit	Cooling capacity	Heating capacity	Connection	Sound pressure ¹⁾	Dimension / Net weight	Piping connections
					Cool — Heat (Hi/Lo/S-Lo) dB(A)	H x W x D mm / kg	Liquid / Gas pipe Inch (mm)
Indoor capacity index		kW / kCal/h	kW / kCal/h	mm			
1,6kW	CS-MTZ16TKE	1,60/1380	2,60/2240	4 x 1,5	38/27/22 — 39/28/24	290 x 799 x 197/8	1/4 {6,35} / 3/8 {9,52}
2,0kW	CS-TZ20TKEW-1	2,00/1720	3,20/2750	4 x 1,5	39/27/22 — 40/28/24	290 x 799 x 197/8	1/4 {6,35} / 3/8 {9,52}
2,5kW	CS-TZ25TKEW-1	2,50/2150	3,60/3100	4 x 1,5	42/28/22 — 42/29/24	290 x 799 x 197/8	1/4 {6,35} / 3/8 {9,52}
3,5kW	CS-TZ35TKEW-1	3,50/3010	4,50/3870	4 x 1,5	44/32/22 — 44/35/24	290 x 799 x 197/8	1/4 {6,35} / 3/8 {9,52}
4,2kW	CS-TZ42TKEW-1	4,20/3610	5,00/4300	4 x 1,5	44/33/31 — 46/37/30	290 x 799 x 197/8	1/4 {6,35} / 1/2 {12,70}
5,0kW	CS-TZ50TKEW	5,00/4300	5,30/4558	4 x 1,5	44/39/36 — 46/39/36	302 x 1102 x 244/12	1/4 {6,35} / 1/2 {12,70}

1) The sound pressure of the units shows the value measured of a position 1m in front of the main body. The sound pressure is measured in accordance with Eurovent 6/C/006-97 specification.

Accessories

CZ-TACG1 Panasonic Wifi kit for internet control



Accessories

CZ-RD514C Wired remote controller for wall mounted



Panasonic®

To find out how Panasonic cares for you, log on to: www.aircon.panasonic.eu

Panasonic Marketing Europe GmbH
Panasonic Air Conditioning
Hagenauer Strasse 43, 65203 Wiesbaden, Germany

heating & cooling solutions

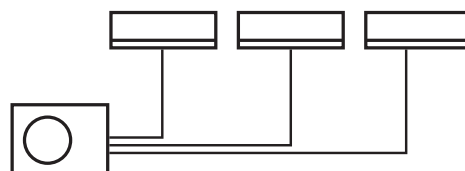
Panasonic

NEW MULTI WALL TZ

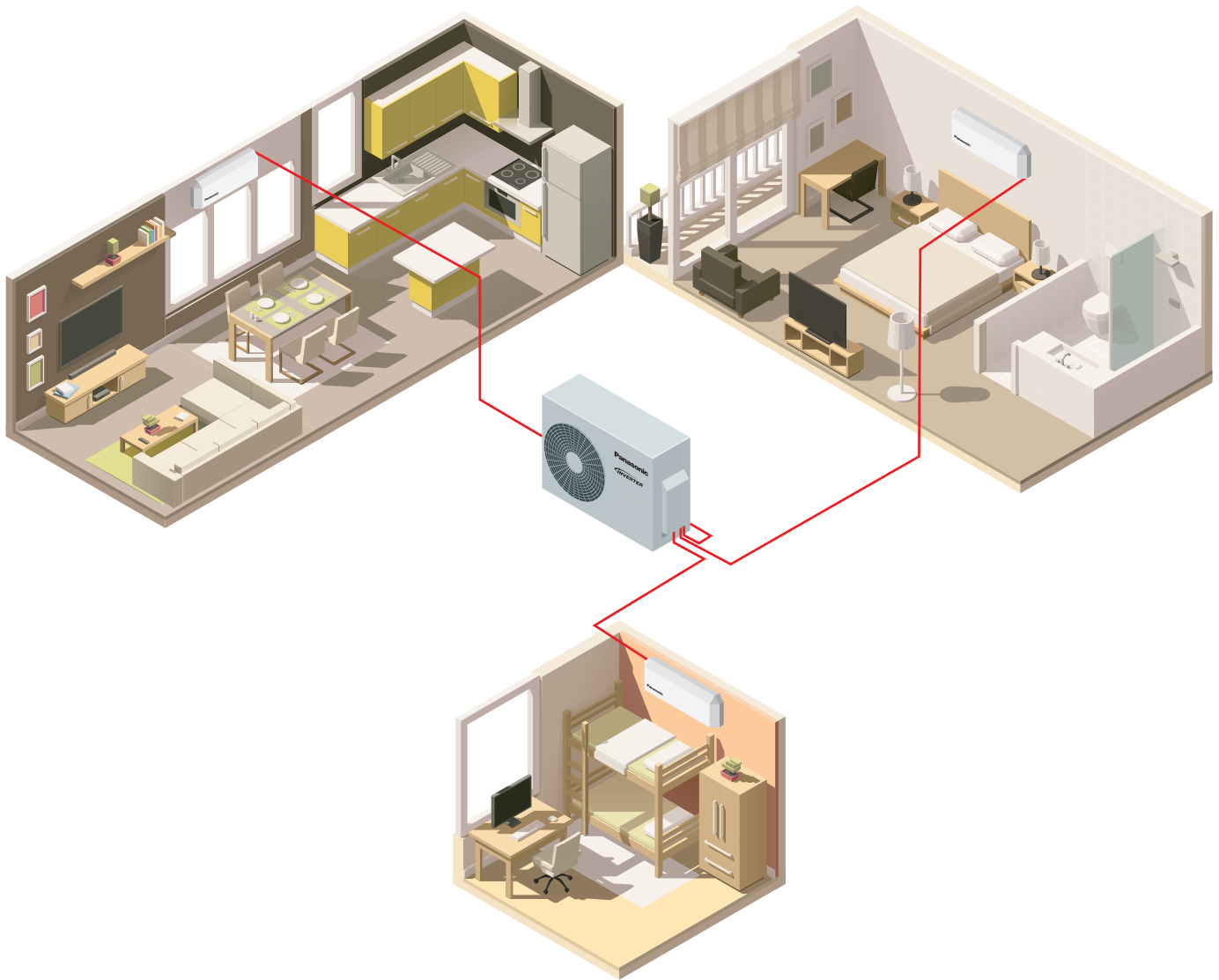
Up to 3 compact indoor size
with a single outdoor unit



heating & cooling solutions



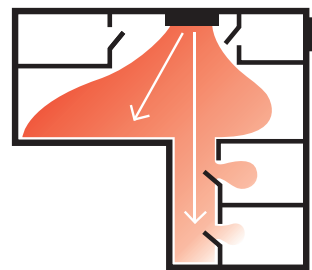
WALL MULTI TZ SYSTEM FOR 2 OR 3 SPACES ADAPTS TO YOUR HOME



Panasonic Multi TZ systems provides comfort up to 3 rooms or spaces at home. Using one compact single unit for connecting from 2 up to 3 indoor units is saving space outside. Each room will have independent control, enjoying more precise temperature control and saving energy when room is not in use. Quiet and compact styled indoor unit will fit easily in any indoor space, achieving energy rank of A++ in cooling and A+ in heating.

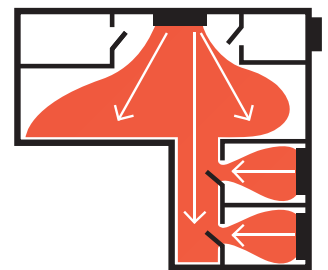
- Up to 3 rooms with individual control
- Cleaner air with PM2,5 filter
- Super Quiet operation, up to 20dB(A)
- High Efficiency: Up to A++ energy efficiency Class
- Flexible installation, compact units and large connection distance
- Using new R32 refrigerant.
- Phone control whenever and wherever (optional)

Why a Multi Split is better than several separate split units



Solution with single split

One indoor unit is connected to one outdoor unit. The indoor unit is placed in the main hallway and heats the entire house. Certain rooms may not be perfectly heated, which causes inadequate comfort.




Solution with Multi Split

With one outdoor unit, you can connect up to five indoor units. There is one indoor unit per room or area. It gives an extreme increase in comfort levels. Outside, there is only one outdoor unit.

Panasonic Multi TZ supplies the right temperature up to 3 rooms in your home. Bringing high level of comfort with low energy cost, creating healthier air and relaxing environment.

Compact and quiet indoor unit of from 799mm wide


TZ indoors are really compact. With only 799mm width, the indoor unit can be easily fixed in the space over the door.



Superior airflow control with Aerowings

Panasonic's Aerowings feature incorporates two independent blades that concentrate airflow to cool you down in the shortest time possible. This also helps distribute cool air evenly throughout the room and you can stay comfortable without experiencing continuous direct cooling.

Panasonic Air Conditioners with Aerowings feature an indoor design with wider intake grille and super-high fan speed to produce bigger air volume.



→ ONLY 799 mm ←



PM2,5 Filter: Catch hazardous pollutants and pollen

PM2,5 Filter. Particulate matter (PM2,5) can be found suspended in the air, including dust, dirt, smoke and liquid droplets. This filter can catch PM2,5 particles including hazardous pollutants as well as house dust and pollen. It is able to maintain clean the air of the room by deodorization too.

R32 Refrigerant Gas.

Fully developed to work new R32 refrigerant is ready for the future. R32 gas is more environmentally friendly than R410A



New Panasonic Wifi kit

Control your comfort and the power consumption with your smartphone

With the new accessory CZ-TACG1 control the comfort and the power consumption with your smartphone or tablet via internet. Offering even more functions as if you were at home or office: start/stop, mode operation, set temperature, room temperature, weekly timer, etc as well as the new, advanced functionality provided by Internet Control to achieve better comfort and helping to increase the efficiency. Connect the CZ-TACG1 accessory to the indoor unit and link wireless to your home internet router.



One CZ-TACG1 is required per each indoor unit.

